




LexSWITCH

LexSWITCH

EV Bus (11 m)

281.9 kWh



Can travel up to 300 km per charge

**FULL
ELECTRIC**



Contact Details:

Name: Charles C.G. Tan
(CEO, Founder)

✉ charles@LexBuild.com

☎ +65 8782 5656

Name: Hezekiah Alis
(Marketing Executive)

✉ hezekiah@LexSWITCH.com.sg

☎ +63 956 537 4938

**LEFT-HAND
DRIVE**



Dimensions


10935*2500*3300

Passenger Capacity

27 + 6 + 2 (wheelchair area)

Gross Vehicle Weight

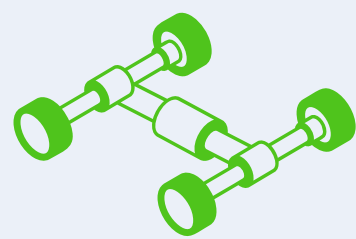
16,500 kg



Rated Power: 195/350 kW
Rated Torque: 1400/3500 Nm



275/70R22.5



Front Axle: 8T
Rear Axle: 13T



Both front and rear disc brake



Monocoque U-hoop structure, galvanized square steel



< 24 m (Min. Turning Diameter)



Front and Middle Double inward-swing door



> 25 % (Max. Gradeability)



LexSWITCH



The bus seats were ergonomically designed, providing excellent lumbar support and ensuring a restful travel experience.



Bus Door Bell



Surveillance
Cameras



Luggage
Rack



Emergency
Hammer



Driver's Cabin

Featuring advanced digital displays that provided real-time information for the vehicle. The ergonomic seating and adjustable steering wheel ensured a comfortable driving experience throughout the journey.



Wheelchair Bay



Equipped with ample space to comfortably accommodate passengers using wheelchairs. Each bay is strategically located near the entrance for easy accessibility

